

Leshan 乐善®

U Series

U型塑料中空挤出吹瓶机系列
U Series Extrusion Blow Molding Machine

提供吹瓶技术整体解决方案
Provide total solutions in blow molding



乐善改变吹瓶世界
LESHAN change the blowing routine
Stock code:871695

广东乐善智能装备股份有限公司

地址：佛山市顺德区大良街道五沙居委会新辉路1号
电话：0757-2837 6168（总机）
传真：0757-2830 8505
邮箱：leshan@china-leshan.com

GUANGDONG LESHAN INTELLIGENT EQUIPMENT CORP.,LTD.

No.1 Xinhui Road,Wusha,Daliang,Shunde District,
Foshan City,Guangdong Province,China
TEL: +86-757-2837 6168
FAX: +86-757-2830 8505
E-mail: leshan@china-leshan.com

www.china-leshan.com



[关注乐善]

U型塑料中空挤出吹瓶机系列

U型机五大客户认同点

U型机不仅是乐善的主要产品，也是市场上的主流产品；
它经过多年的市场检验，在客户心目中形成五大核心认同点：

-  **高技术含量**
-  **稳定耐用**
-  **通用性强**
-  **人性化**
-  **服务专业**

U series(Linear Guide Rail) Five major customer identification points for U series machine

U type machine is not only the featured product of leshan, is also mainstream products in the market;
After years of market inspection, it has formed five core identification points in the customer's mind.

-  High technology
-  Stable and durable
-  Universal
-  User-Friendly
-  Professional service



高技术含量

- 31项发明专利
 - 重视技术自主研发
- High technical
- Obtain 31 patents,we emphasize on R&D.

应用广泛

- 镶合金通用性PE螺杆,能适用于各牌号的PE/PP材料
- 加大开合模行程,加长摆架行程,为客户日后发展预留了弹性空间。

Universal

- Universa(PE double alloy screw, can work with various grades of PE/PP material.
- Enlarge mold clamping stroke & pro-long carriage stroke, providing a flexibility to customer's future request.

集成式壁厚控制系统, 操作简明

- 智能化人机界面, 操作简单, 方便快捷。
- #### User-Friendly
- User-friendly Interface Buif-in parison control system.
 - Intelligent man-machine interface,easy to operate, convenient and fast.

稳定耐用


- 根据行业制品特点, 分设行业专机。
 - 全面优化机器性能, 运行更加稳定。
- Stable and durable
- According to product feature, we provide Industry specialist machine series.
 - Fully optimize machine performant and run more stable.

服务专业

- 24小时电话接听
 - 远程控制系统
 - 零配件损耗预警系统
 - 微信/CRM 报修系统
- #### Professional service
- 24 hour phone call online
 - Remote control system
 - Early-warning system for spare parts consumption
 - wechat/CRM Machine Repair system

U型奶瓶专机吹瓶机

U series Special machine for milk bottle



机械部件 Mechanical Parts



插笔结构

Structure of Pin


- 一出八产量, 高效率
- 具有超大插笔吹气功能
- 前后左右不用调节(固定式)
- 8 die head, high efficiency
- With a large blow pin blowing function
- Not need to be adjusted(fixed)



锁模架

Station

- 钢件结构, 移模和开合模均采用高精度滚珠直线导轨
- 自减震油缸
- 伺服电机控制液压系统(PQ阀或比例阀)
- Steel structure. Clamping move, clamping open and close is used high accuracy linear guide rail.
- Self-damping cylinder
- Servo motor control oil hydraulic system(PQ valve and Proportional valve)



锁模架减速阀装置

Clamping plate deceleration valve device

- 具有架上架下定位准确
- 运行性平稳, 能耗低
- Carriage up and down with accuracy position
- Smooth operation and low energy consumption



插笔吹气分气块

Blow pin air block


- 配置大管径气控元件及气循环功能
- 超大插笔吹气功能
- 制品冷却效果好
- Deploy large diameter air control components and air circulation function
- With a large blow pin blowing function
- Good product cooling effect



排气组件装置

Exhaust component device

- 新结构快排气功能
- 排气快
- 制品冷却良好
- New structure air circulation function
- High speed exhaust
- Good product cooling effect



气动抬头

Head lifting by air cylinder



- 运行性平稳。
- 时间固定, 不受气压影响。
- 75U/10F/85机筒/90双机筒等以下可使用气动抬头。
- Smooth operation
- Fixed time, not affected by air pressure
- 75U, 10F, 85 barrel, 90 double barrel and below can be used head lifting by air cylinder



机架

Frame

- 一体式机架
- 方便物流运输
- One-piece frame
- Convenience transportation



1 润滑系统

自动润滑系统
Lubrication System
Auto Lubrication System

2 安全门

组合式安全门，配送瓶架及接料盘；
配前安全防护网，安全门设有联动开关
Safety Door
Detachable Safety Door, Bottle-sending Frame, Bottle-accepting Plate.
Protective Net in front of the Machine, Linked Switch in Safety Door.

3 切刀

冷切刀 热切刀 封口切刀
Knife
Cold knife Hot knife Seal knife

4 模头

双气缸抬头功能，最大行程100mm
圆周调节式模头或前调式模头/液压伺服模头/电动伺服
Die head
Lifting head are driven by double pneumatic cylinder, max stroke is 100mm
Circumference adjusting die head or front adjusting die head, hydraulic servo die head, electric servo die head.



5 脱瓶板装置 Stripper frame device

采用一体式结构
节省成本，效率高。
Use one-piece structure
Save cost with high efficiency

6 料斗 Hopper

不锈钢料斗
Stainless steel hopper

挤出机 Extruder

机筒入料口设有冷却环
配三相异步电机
国茂减速箱
There is a cooling ring in the barrel inlet with three-phase asynchronous motor
GuoMao Gearbox

5 除溢装置

Cutting System

选配功能 Optional function



机外锏口装置
Spin trimmer

用于剔除瓶口多余溢料
To remove the excess spillage from theottle mouth



气循环功能
Air Cycle Function

加快吹瓶时瓶样内部表面的冷却速度；
提高生产效率，缩短瓶样成型周期；
Speed up the cooling
Increase the productivity and shorten the cycle time



切瓶口装置
Bottle Cutting Device

适用于有气囊设计的产品，自动把气囊部分切除和把产品的尾料切除。
Suitable for airbag design products, the automatic part of the airbag resection and the product tail resection.



除溢程序及电气、气路元件
Deflasher Program and Eletronic Components

用于剔除瓶口多余溢料。
To remove the excess spillage from theottle mouth



厚薄控制
Thickness control

可通过该功能实现对产品减重。
It can reduce the weight of the product by this function.



机内锏口装置
Spin trimmer

用于剔除瓶口多余溢料
To remove the excess spillage from theottle mouth



视觉检测
Visual Inspection

对制品的外观尺寸和外观光洁度进行检测，适用于人工成本高或招工困难的地区。
The inspection of the appearance and appearance of the products is suitable for the areas with high labor cost or difficulty in recruiting workers.




中央供料系统
Central Feeding System

中央供料最新研发的电气自动化控制系统，可连接以太网，实现互联网远程监控和访问，实时监控设备运行状态并可连接客户数据库，上传生产数据和生产报表，从而达到在办公室或控制中心对整厂进行集中控制的效果
The latest electromatic system,it could achieve remote access or monitoring after connecting Ethernet.Offer the real-time monitoring.It could connect the your database and upload production statement.

U型机油罐吹瓶机

U series Special machine for Oil tank



机械部件 Mechanical Parts



插笔结构 Structure of Pin

- 一出二产量
- 具有超大插笔吹气功能
- 前后左右不用调节(固定式)
- 采用线性导轨滑座。
- Output for 2 die head
- With a large blow pin blowing function
- Not need to be adjusted(fixed)
- Linear guide slide



锁模架 Station

- 对衡式肘节锁模机构, 移模和开合模均采用高精度滚珠直线导轨
- 自减震油缸
- 伺服电机控制液压系统(PQ阀或比例阀)
- Toggle balance clamping system, clamping move, clamping open and close is used high accuracy linear guide rail.
- Self-damping cylinder
- Servo motor control oil hydraulic system(PQ valve and Proportional valve)



机械手 Manipulator

- 后置机械手将制品从机身前部分夹至机身后部分的侧面, 能合理利用机器内部空间、侧面空间。
- Rear robot hand take out the bottle at front and put it at the back. Utilizes the space reasonably.




锁模架减速阀装置 Clamping plate deceleration valve device

- 具有架上架下定位准确
- 运行性平稳, 能耗低
- Carriage up and down with accuracy position
- Smooth operation and low energy consumption.



排气组件装置 Exhaust component device

- 新结构气循环功能
- 排气快
- 制品冷却良好
- New structure air circulation function
- High speed exhaust
- Good product cooling effect



液压抬头 Head lifting by air Hydraulic

- 力气大, 运行性平稳。
- 时间固定, 不受气压影响。
- 75U/10F/85机筒/90双机筒等以上可使用液压抬头。
- High force, Smooth operation
- Fixed time, not affected by air pressure
- 75U, 10F, 85 barrel, 90 double barrel and above can be used head lifting by oil cylinder



电动升降平台 Electric lifting platform

- 自动平台升降功能, 最大行程200MM
- 分体式机架
- 手动平台升降功能, 最大行程: 200mm
- Use split type structure



1 润滑系统

自动润滑系统
Lubrication System
Auto Lubrication System

2 安全门

组合式安全门，配送瓶架及接料盘；
配前安全防护网，安全门设有联动开关
Safety Door
Detachable Safety Door, Bottle-sending Frame, Bottle-accepting Plate.
Protective Net in front of the Machine, Linked Switch in Safety Door.

3 切刀

冷切刀 热切刀 封口切刀
Knife
Cold knife Hot knife Seal knife

4 模头

双气缸抬头功能，最大行程100mm
圆周调节式模头或前调式模头/液压伺服模头/电动伺服
Die head
Lifting head are driven by double pneumatic cylinder, max stroke is 100mm
Circumference adjusting die head or front adjusting die head



5 脱瓶板装置 Stripper frame device

采用一体式结构
节省成本，效率高。
Use one-piece structure
Save cost with high efficiency

6 料斗 Hopper

不锈钢料斗
Stainless steel hopper

挤出机 Extruder

机筒入料口设有冷却环
配三相异步电机
国茂减速箱
There is a cooling ring in the barrel inlet with three-phase asynchronous motor
GuoMao Gearbox

5 除溢装置

Cutting System

电气系统 Electrical system

电气元件 Electricity Parts



接近开关 Proximity Switch

- 瑞士科瑞接近开关
CONTRINEX Proximity Switch

电脑 Computer

- 西门子S7-200, PLC响应速度为0.37μs
SIEMENS S7-200, PLC respond speed 0.37μs

操作屏 Screen

- 7寸彩屏，分辨率800 x 480，1600万色，12M内存
7 Inch, 800 x 480dpi, 16 million color, 12M memory

交流接触器 AC Contactor

- 西门子交流接触器
SIEMENS AC Contactor

变频器 Inverter

- 安川变频器
YASKAWA inverter

远程维护 Remote Maintenance

- 通过远程维护系统，及时快速有效的解决各种问题
Solve various problems quickly and effectively through remote maintenance system

气动元件 Pneumatic Parts



气阀 Air Valve

安沃驰膜片式电磁换向阀，其余气动元件（如减压阀、节流阀、快排阀、三联件、压力表等）采用台湾新恭或亚德客品牌
Aventis Electromagnetic Reversing Valve, other Pneumatic parts, such as Relief Valve, Throttle valve, Aerofluxus Valve, Triad-parts, Pressure Meter are from SHAKO or ARI TAC



气缸 Air Cylinder

抬头气缸使用肇庆方大定制气缸，其余使用台湾新恭或亚德客品牌
75U/10F/85机筒/90双机筒等以下使用气动抬头。
Air Cylinder of Elevating Die Head Is from QGVD, and the others are from SHAKO or ARI TAC.
70U/10F/85 barrel/90barrel and below can be used lifting by air cylinder.

伺服液压系统 Servo Hydraulic system

乐善伺服液压系统

乐善伺服液压系统使用自主研发的永磁电机，从电机内部结构和磁钢均根据吹瓶机液压系统的应用需求做了优化调整，有效抑制油温上升，实现稳定可靠、节能高效的优越性能，比传统液压机节电达30%~60%。

LESHAN Servo Hydraulic system

The self-developed permanent magnet motor is used in the servo hydraulic system. The internal structure of the motor and the magnetic steel are optimized and adjusted according to the application requirements of the hydraulic system of the EBM machine. It can effectively restrain the rise of oil temperature and realize the superior performance of stable, reliable, energy saving and high efficiency, which is more than 30%~60% of the traditional hydraulic machine.

乐善伺服液压节能技术

LESHAN Energy saving technology of servo hydraulic system



乐善永磁电机
LESHAN motor



内啮齿轮泵
internal gear pump+



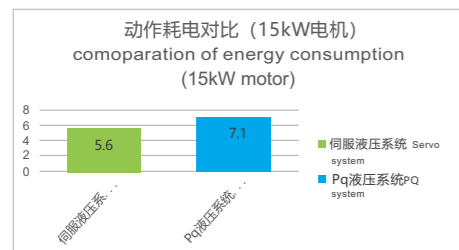
汇川伺服驱动器
INNOVANCE servo drive

2015+多年市场应用验证，系统稳定，可靠耐用 LESHAN Energy saving technology of servo hydraulic system

低耗能 Low Energy Consumption

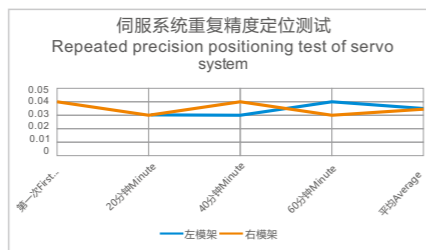
应用在5L吹瓶机上（搭配100L液压油箱），在生产相同的工况下，伺服液压系统相对于PQ液压系统节能27%。

It is applied to the 5L EBM machine (equipped with 100L hydraulic tank). Under the same working condition, the servo hydraulic system saves 27% energy compared with the PQ hydraulic system.



稳定可靠 Stable &Reliable

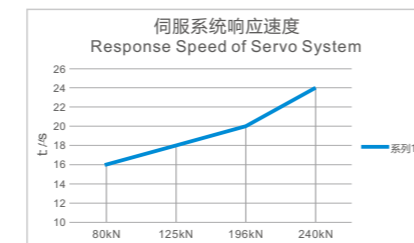
动力系统功率配置充足，系统稳定，可靠耐用。Power system power configuration is adequate, the system is stable, reliable and durable.



响应快 Fast Response


系统响应速度进一步提升。以10L吹瓶机，搭载120油缸，提供196KN锁模力时响应时间约为24μs。

The response speed of the system is further improved. Take the 10L bottle EBM machine, equipped with 120 cylinders, provides a 196KN clamping force with a response time of about 24 μs.



功能系统 Functional system

扩展功能 Functional Extention options



自动化应用:

- 瓶口二次内旋装置 (易拉罐瓶)
- 远程维护Modern
- 二次定径
- 自动除溢

Automation application:

- secondary inner scraping device(pop can)
- remote maintenance Modern
- post-sizing
- auto deflasher

标配

- PID 多段温控
- 压力、流量、温度、时间参数设定、编辑、存取
- 100套模具工艺参数储存功能;
- 故障报警、记录、自动诊断功能;
- 输入、输出、动作状态、动作时间监控功能;
- 自动计算产量、自动复位功能;
- 左右摆架自动平衡系统
- 中、英文操作界面切换功能;
- 一键恢复功能;
- 自动清砂(如配厚薄控制系统)

Standard

- PID Multistage temperature control
- Pressure, flow, temperature and time parameters can be set, edited, accessed
- Receipt Data Storage of 100 Sets of Mould
- Malfunction Alarm, Malfunction Record, Malfunction Self-diagnose
- Monitoring of Input, Output, Action State and Action Time
- Output Auto-counting, Auto-reset
- Station auto-balanced system
- Easy Switch Between Chinese and English Interface
- Auto-reset
- Auto-purge function(Only with parison control system)

人性化设计 User-Friendly Design



- 1 机前带防爆灯及文件盒
- 2 出产品方式可选：从机架下方出制品或从两侧出制品
- 3 气压总表，模头吹气节流阀，插笔吹气节流阀安装在安全门上
- 1 Explosion-proof Light is in front of the Machine
- 2 Multi way for product coming out from the machine: from below or from side
- 3 Total pressure gauge, die blowing throttle valve, blowing throttle valve are installed in the front of the safety door

采用人体工学设计的原理，独特的外观设计，美观、大方，舒适的操作性，电箱等部件设计既考虑了走线的安全性，同时也提升了操作和维护的方便性。

Based on the principle of ergonomics, unique appearance, comfortable operation, the design of electric box and other parts not only considers the safety of line running, but also improves the convenience of operation and maintenance.



安全标准:

- A 产品输送带从机身穿过
- B 机械手防撞护栏
- C 平台设栏杆
- D 机筒防烫护罩
- E 金属电器元件均有绝缘保护

Safety standard:

- A production conveyor goes through inside of the machine
- B Robot anti-collide guard
- C platform equipped with guard rail
- D barrel anti-scald guard
- E all metal electrical components are protected by Insulation.



安全防护部分

- 1 前安全门具有防护开关，门打开则机器停止动作；
- 2 电箱内强、弱电分开安装；
- 3 设置急停按钮，按下急停按钮则整机停止动作，并且切断；整机控制电路电源；
- 4 设置紧急开模按钮，按下紧急开模按钮，则模板立即打开；
- 5 缺料报警；
- 6 挤出机温度超高、超低保护；
- 7 模具温度报警功能；
- 8 油温超高报警功能；
- 9 操作标示及安全警告标志。

Safety Protection

- 1 Protection Switch of Safety Door: Action Stops when Safety Door is Opened
- 2 Separating Installation of low Current and High Current
- 3 Emergency Button: Machine Stops and power Supply is Cut off when Emergency Button is Pushed
- 4 Emergency Mould Open Button: Mould Plate opens when Emergency Mould Open Button is Pushed
- 5 Empty Hopper Alarm
- 6 Protecting Extruder from Low Temperature and High Temperature
- 7 Mould Temperature Alarm
- 8 Oil High Temperature Alarm
- 9 Operation Marking and Safety Warrant Sign

选配功能 Optional function




厚薄控制 Thickness Control

可通过该功能实现对产品减重。
It can reduce the weight of the product by this function.



机内灌装 In-machine filling

可自动灌装液体。
It can be filled automatically.



切瓶口装置 Bottle Cutting Device

适用于有气囊设计的产品，自动把气囊部分切除和把产品的尾料切除。
Suitable for airbag design products, the automatic part of the airbag resection and the product tail resection.



除溢程序及电气、气路元件 Deflasher Program and Eletronic Components

用于剔除瓶口多余溢料。
To remove the excess spillage from theottle mouth



机械手 Configuration Manipulator

后置机械手将制品从机身前部分夹至机身后部分的侧面，能合理利用机器内部空间、侧面空间。
Rear robot hand take out the bottle at front and put it at the back. Utilizes the space reasonably.



过滤网 Filter screen

过滤回收料中的杂质，提高制品质量。
Filter out the impurities in the material.




预封口切刀
Preseal Cutter

适用于特殊制品。合理气动系统控制，封口效果明显。
Suitable for special products. Pneumatic control with good sealing effect.



视觉检测
Visual Inspection

对制品的外观尺寸和外观光洁度进行检测，适用于人工成本高或招工困难的地区。
The inspection of the appearance and appearance of the products is suitable for the areas with high labor cost or difficulty in recruiting workers.



侧打针功能
Side Needle Function

适用于没有瓶口的产品，或有2个或以上的、位于不同方向的瓶口的产品。
It is suitable for products with no bottle mouth or 2 or more bottles in different directions.



模内贴标 Intra Die Labeling

吹制品前把标签放入模具内，再借用制品本身的热度将标贴紧贴于制品表面。
Before blowing the product, put the label into the mold, and then use the heat of the product itself to stick the sticker on the surface of the product.



斜插笔 Slant Blow Pin

根据制品的成型工艺要求；相对特殊的制品，可配置斜插笔。
According to different technological requirements of bottle, for some special one, machine will install slant blow pin.



上下开合盖
Open and Close Insert on Mold

适用于那种手柄、平底有内凹，且凹进较多的制品。
suitable for product has a concave surface.



气循环功能
Air Cycle Function

- 加快吹瓶时瓶样内部表面的冷却速度；
Speed up the cooling
- 提高生产效率，缩短瓶样成型周期；
Increase the productivity and shorten the cycle time



二次定径冷却装置(T16288A)
Secondary Sizing Device(T16288A)

- 加快吹瓶时瓶样内部表面的冷却速度
Speed up the cooling
- 提高瓶样离模温度，把瓶口定径及冷却转移到二次定径位置
Sizing and cooling the bottle neck at second time
- 提高生产效率，缩短瓶样成型周期
Increase the productivity and shorten the cycle time



机内锣口装置
spin trimmer

用于剔除瓶口多余溢料
To remove the excess spillage from the bottle mouth



输送带汇集阻挡装置
Stop Device of Conveyor

可以有效识别另一边瓶子输送，避免一边瓶子提瓶过程中与另一边输送带上瓶子相撞；
When the bottle moving on the conveyor, robot hand put down the bottle on conveyor at the same time, to avoid these two bottles bump together, stop device works.



机外锣口装置 spin trimmer

用于剔除瓶口多余溢料
To remove the excess spillage from the bottle mouth



中央供料系统 Central Feeding System

中央供料最新研发的电气自动化控制系统，可连接以太网，实现互联网远程监控和访问，实时监控设备运行状态并可连接客户数据库，上传生产数据和生产报表，从而达到在办公室或控制中心对整厂进行集中控制的效果
The latest electromatic system,it could achieve remote access or monitoring after connecting Ethernet.Offer the real-time monitoring.It could connect the your database and upload production statement.



网链爬坡带 Climbing Conveyor

白色尼龙链板爬坡带也是链板输送机的一种采用高强度的柔性链作为输送载体，可作为直线和转弯输送；具有较好的适应性和经济性、输送平稳、低噪音、低磨损、易清洁和易维护
The white nylon climbing belt is also a kind of chain conveyor.it advpu high-strength flexible chains as the conveyor carrier,it can be used as straightline and taming conveying it has good adaptability and econong, stable conveying, low noise and low wear.easy to clean and maintain.




测漏机 Leakage Detection Machine

制品在线测漏机，可以有效的检测出瓶子是否有漏气的现象
Test whether bottle leakage on production line



电动葫芦 Electric Hoist

适用于吊装模具。
Apply to the hoisting mold.



油路块装置 Oil block device

结构采用无生料带组装接头
The structure is used with no raw material belt assembly joint



皮带轮装置 Pulley device

采用卡套式皮带轮
Use Sheave belt pulley



驱动器 Driver

机械手搭载驱动器，运行更平稳，快速响应，无超调。
The robot is equipped with a driver for smooth operation, quick response, and no overshoot.



伺服电机 Servo motor

采用电动伺服电机，可控制速度，位置精度非常准确。
The electric servo motor is used to control the speed and High position accuracy



蓄能器装置 Accumulator device

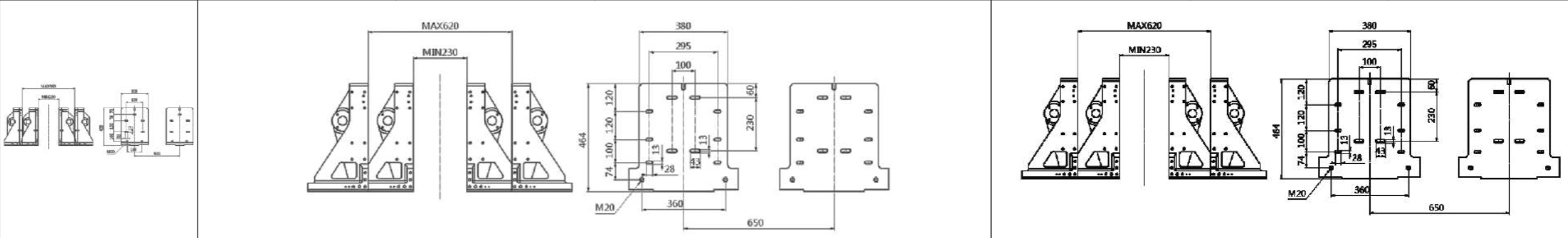
保证整个系统压力正常
Ensure the pressure for whole system stable.

U型机产品 U series products

系列	Category	U型机系列(直线导轨) /U Series(Linear Guide Way)													
型号	Model	U-5	U-5	U-5	U-5	U-5	U-5	U-5	U-5	U-5	U-5	U-5	U-5		
配置代号	Code	SCJ 65U2×1.5F	SCJ 65U2×2.5F	SCJ 65U2×3.5F	SCJ 65U2×4.5F	SCJ 65-45U2×1.5F	SCJ 65-45U2×2.5F	SCJ 65-25U2×1.5F	SCJ 65-45-25U2×1.5F	SCJ 65-45-25U2×1.5F	SCJ 65-45-25U2×1.5F	SCJ 65-45-25U2×1.5F	SCJ 65-45-25U2×1.5F		
基本参数 Specification															
项目	Items	Units	参数 Specification												
类别	Category	/	单头 Single Head	双头 Double Heads	3头 Triple Heads	4头 Four Heads	2层单头 2 layers 1 head	2层2头 2 layers 2 heads	单层带液位线 1layer with view stripe	双层带液位线 2 layers with view stripe	单层带液位线 1layer with view stripe	双层带液位线 2 layers with view stripe	单层带液位线 1layer with view stripe		
制品最大容量	Max. Blow Volume	L	5	2	1	0.5	5	5	5	5	5	5	5		
适用原料	Material	/	PE,PP,PS,PC	PE,PP,PS,	PE,PP,PS	PE,PP,PS	PE,PP	PE,PP	PE,PP	PE,PP	PE,PP	PE,PP	PE,PP		
模头还料数量	No.Of Die Head	/	1	2	3	4	1	2	1	2	1	2	1		
模头中心距	DieHeadDistance(CentertoCenter)	mm	/	120-160	70,80,85,90,100	70,80,85,90	/	160-250	/	/	/	/	/		
机器净重约	Net Weight	kg	7500	7500	7500	8000	8000	8000	8000	8000	8000	8000	8500		
机器外形尺寸	Machine Dimension	mm,L×H×W	4400X2450X3600(2150)	4400X3600(2150)X2450	4400X2450X3600(2150)	4400X2450X3600(2150)	4400X2450X3600(2150)	4400X2450X3600(2150)	4400X2450X3600(2150)	4400X2450X3600(2150)	3800X2450X3600(2150)	3800X2450X3600(2150)	3800X2450X3600(2150)		
模头 Die Head															
模头加热段数	Die Head Heating Zone	/	2	5	7	9	3	6	3	6	3	6	4		
模头加热功率	Die Head Heating Power	kW	4	4.3	6	5	6.5	6.5	8	6.8	6.8	6.8	6.8		
开合模系统 Clamping Unit															
模架数量	No.Of Station	/	2	2	2	2	2	2	2	2	2	2	2		
最小合模距	MinClampingDistanceOfMold	mm	230	230	230	230	230	230	230	230	230	230	230		
最大开模距	MaxClampingDistanceOfMold	mm	580	580	580	580	580	580	580	580	580	580	580		
模板尺寸	EffectiveDimensionOfMoldPlate	mm W×H	300×400	300×400	300×400	300×400	300×400	300×400	300×400	300×400	300×400	300×400	300×400		
摆架行程	Carriage Stroke	mm	500	500	500	500	500	500	500	500	500	500	500		
锁模力	Clamping Force	kN	80	80	80	80	80	80	80	80	80	80	80		
挤出系统 Extruder Unit															
螺杆直径	Extruder Diameter	mm	65	65	65	65	65	45	65	45	65	25	65	45	25
螺杆长径比	Extruder Length/Diameter Ratio	L/D	24	24	24	24	24	21	24	21	24	22	24	21	22
螺杆转速	Extruder Rotating Speedr/min	r/min	20-67	20-67	20-67	20-67	20-67	20-40	20-67	20-40	20-67	10-25	20-67	20-40	2-25
最大塑化能力	Max Extrusion Capacity	kg/h	60	60	60	60	60	14	60	14	60	2	60	14	2
挤出电机功率	Extruder Motor Power	kW	15	15	15	15	15	5.5	15	5.5	15	2.2	15	5.5	2.2
机筒加热段数	Barrel Heating Zone	/	3	3	3	3	3	3	3	3	3	2	3	3	2
机筒加热功率	Barrel Heating Power	kW	7	7	7	7	7	4.5	7	4.5	7	1.7	7	4.5	1.7
冷却风机功率	Cooling Fan Power	kW													
动力系统 Power Unit															
油泵电机功率	Oil Pump Motor Power	kW	7.5	7.5	7.5	7.5	7.5	7.5	7.5	7.5	7.5	7.5	7.5		
液压系统工作压力	Hydraulic System Pressure	Mpa	16	16	16	16	16	16	16	16	16	16	16		
气动系统工作压力	Pneumatic System Pressure	Mpa	0.8	0.8	0.8	0.8	0.8	0.8	0.8	0.8	0.8	0.8	0.8		
水冷系统工作压力	Cooling System Pressure	Mpa	0.4	0.4	0.4	0.4	0.4	0.4	0.4	0.4	0.4	0.4	0.4		
耗气量	Air Consumption	m³/h	5	5	5	5	5	5	5	5	5	5	5		
热切刀变压器功率	Hot Cutter Power	kW	2	2	2	2	2	2	2	2	2	2	2		
总功率	Total Power	kW	35.5	35.8	37.5	36.5	48	48	43.4	52.2	43.4	52.2	52.2		
备注 Remarks															
破碎机选型	Crusher Recommend	hp	破碎机选型与制品外尺寸和每小时破碎料重量有关 depends on the outer dimensions of the product and the weight of the crushed material per hour.			冷水机选型: 风冷型: 15HP,水冷型: 8-10HP, 上述冷水机选型已包含吹瓶机和模具的冷却需求. Air-cooled: 15HP, water-cooled: 8-10HP,			空压机选型: 供气压力要求在0.8-1mpa,供气量要求1.3m³/分钟, 必须带1m³以上的储气罐. 若设备含打水口功能及插笔吹排气功能, 则供气量要求达到2m³/分钟.0.8-1mpa			the gas supply requirement is 1.3m³/min, and the gas storage tank of 1 m³ or more. If the equipment includes a deflasher and blow-exhaust pin, the gas supply requirement is 2m³/min.			
冷水机选型	Chiller Recommend	hp													
空压机选型	Air Compressor recommend	hp													
备注/Remarks:	以上机型均可叠加100点壁厚控制系统, 叠加后改变的参数如下/All the machines above can be optionally equipped with 100 points parison control system,parameters would be changed as below:														
叠加倍厚控制后 After with parison control															
机型	Model	/	SCJ 65U+S2×1.5F	SCJ 65U+S2×2.5F	SCJ 65U+S2×3.5F	SCJ 65U+S2×4.5F	SCJ 65-45U+S2×1.5F	SCJ 65-45U+S2×2.5F	SCJ 65-25U+S2×1.5F	SCJ 65-45-25U+S2×1.5F	SCJ 65-45-25U+S2×1.5F	SCJ 65-45-25U+S2×1.5F	SCJ 65-45-25U+S2×1.5F		
伺服电机功率	Servo Motor Power	kW	5.5	5.5	5.5	5.5	5.5	5.5	5.5	5.5	5.5	5.5	5.5		
总功率	Total Power	kW	41	41.3	43	42	53.5	53.5	48.9	57.7	57.7	57.7	57.7		
模板尺寸	Effective Dimension Of Mold Plate	(mm)													

备注: 以上规格参数、设计如有变更, 恕不另行通知。
Note: The Specifications and Design Are Subject To Change Without Previous Advice.

U型机产品 U series products

系列	Category	U型机系列(直线导轨) /U Series(Linear Guide Way)																								
型号	Model	U-5			U-10			U-10			U-10			U-10			U-10									
配置代号	Code	SCJ 65-45-25U2×2.5F			SCJ 75U2×1.10F			SCJ 75U2×2.10F			SCJ 75-25U2×1.10F			SCJ 75-55U2×1.10F			SCJ 75-55U2×2.10F									
基本参数 Specification																										
项目	Items	Units	参数 Specification																							
类别	Category	/	双层带液位线 2 layers with view stripe			单头 Single head			双头 Double heads			2层单头 2 layers 1 head			2层2头 2 layers 2 head											
制品最大容量	Max. Blow Volume	L	2			7			3			7			5			7			5					
适用原料	Material	/	PE,PP			PE,PP,PS,PC,PVC			PE,PP,PS			PE,PP			PE,PP			PE,PP			PE,PP					
模头还料数量	No.Of Die Head	/	1			1			2			1			1			2			2					
模头中心距	Die Head Distance (Center to Center)	mm	/			/			170,200,250			/			/			170,200,250			/			200		
机器净重约	Net Weight	kg	8500			9000			9000			9500			9500			9500			10000			10000		
机器外形尺寸	Machine Dimension	mm, L×H×W	3800X2450X3600(2150)			4660X2600X3400(2200)			4660X2600X3400(2200)			4660X2600X3400(2200)			4660X2600X3400(2200)			4660X2600X3400(2200)			4660X2600X3400(2200)			4660X2600X3400(2200)		
模头 Die Head																										
模头加热段数	Die Head Heating Zone	/	4			2			5			3			3			5			3			5		
模头加热功率	Die Head Heating Power	kW	5			9.5			10			10			7.5			12.5			9.2			9.7		
开合模系统 Clamping Unit																										
模架数量	No.Of Station	/	2			2			2			2			2			2			2			2		
最小合模距	Min Clamping Distance Of Mold	mm	230			230			230			230			230			230			230			230		
最大开模距	Max Clamping Distance Of Mold	mm	580			620			620			620			620			620			620			620		
模板尺寸	Effective Dimension Of Mold Plate	mm W×H	300×400			380×460			380×460			380×460			380×460			380×460			380×460			380×460		
摆架行程	Carriage Stroke	mm	500			650			650			650			650			650			650			650		
锁模力	Clamping Force	kN	80			127			127			127			127			127			127			127		
挤出系统 Extruder Unit																										
螺杆直径	Extruder Diameter	mm	65	45	25	75			75			75	55	75	55	75	55	75	55	25	75	55	25			
螺杆长径比	Extruder Length/Diameter Ratio	L/D	24	21	22	24			24			24	23	24	23	24	23	24	23	22	24	23	22			
螺杆转速	Extruder Rotating Speed/r/min	r/min	20-67	20-40	2-25	20-65/(20-83)			20-65/(20-83)			20-65	2-21	20-63	20-48	20-65	20-48	20-65	20-48	2-25	20-65	20-48	2-25			
最大塑化能力	Max Extrusion Capacity	kg/h	60	14	2	90/(105)			90/(105)			90	2	90(105)	25	90(105)	25	65	25	2	65	25	2			
挤出电机功率	Extruder Motor Power	kW	15	5.5	2.2	22/(30)			22/(30)			22	2.2	22(30)	7.5	22(30)	7.5	22(30)	7.5	2.2	22(30)	7.5	2.2			
机筒加热段数	Barrel Heating Zone	/	3	3	2	3			3			3	2	3	3	3	3	3	2	3	3	2				
机筒加热功率	Barrel Heating Power	kW	7	4.5	1.7	10			10			10	1.7	10	6.2	10	6.2	10	6.2	1.7	10	6.2	1.7			
冷却风机功率	Cooling Fan Power	kW																								
动力系统 Power Unit																										
油泵电机功率	Oil Pump Motor Power	kW	7.5			15			15			15			15			15			15			15		
液压系统工作压力	Hydraulic System Pressure	Mpa	16			16			16			16			16			16			16			16		
气动系统工作压力	Pneumatic System Pressure	Mpa	0.8			0.8			0.8			0.8			0.8			0.8			0.8			0.8		
水冷系统工作压力	Cooling System Pressure	Mpa	0.4			0.4			0.4			0.4			0.4			0.4			0.4			0.4		
耗气量	Air Consumption	m³/h	5			5			5			5			5			10			10			10		
热切刀变压器功率	Hot Cutter Power	kW	2			2			2			2			2			2			2			2		
总功率	Total Power	kW	50.4			58.5/(66.5)			59/(67)			62.9			48.2			75.2(83.2)			75.8(83.8)			77.5(85.2)		
备注 Remarks																										
破碎机选型	Crusher Recommend	hp	破碎机选型与制品外尺寸和每小时破碎料重量有关 depends on the outer dimensions of the product and the weight of the crushed material per hour.																冷水机选型: 风冷型: 15HP, 水冷型: 8-10HP, 上述冷水机选型已包含吹瓶机和模具的冷却需求. Air-cooled: 15HP, water-cooled: 8-10HP,		空压机选型: 供气压力要求在0.8-1mpa,供气量要求1.3m³/分钟, 必须带1m³以上的储气罐. 若设备含打水口功能及插笔吹排气功能, 则供气量要求达到2m³/分钟. 0.8-1mpa	the gas supply requirement is 1.3m³/min, and the gas storage tank of 1m³ or more. If the equipment includes a deflasher and blow-exhaust pin, the gas supply requirement is 2m³/min.				
冷水机选型	Chiller Recommend	hp																								
空压机选型	Air Compressor recommend	hp																								
备注/Remarks:	以上机型均可叠加100点壁厚控制系统, 叠加后改变的参数如下/All the machines above can be optionally equipped with 100 points parison control system, parameters would be changed as below:																									
叠加壁厚控制后 After with parison control																										
机型	Model	/	SCJ 65-45-25U+S2×2.5F			SCJ 75U+S2×1.10F			SCJ 75U+S2×2.10F			SCJ 75-25U+S2×1.10F			SCJ 75-55U+S2×1.10F			SCJ 75-55U+S2×2.10F			SCJ 75-55-25U+S2×1.10F			SCJ 75-55-25U+S2×2.10F		
伺服电机功率	Servo Motor Power	kW	5.5			5.5			5.5			5.5			5.5			5.5			5.5			5.5		
总功率	Total Power	kW	55.9			64/(72)			64.5/(72.5)			68.4			53.7			80.7(88.7)			81.3/(89.3)			83/(90.7)		
模板尺寸	Effective Dimension Of Mold Plate	(mm)																								

备注: 以上规格参数、设计如有变更, 恕不另行通知。

Note: The Specifications and Design Are Subject To Change Without Previous Advice.

U型机产品 U series products

系列	Category	U型机系列(直线导轨) /U Series(Linear Guide Way)																
型号	Model		U-15		U-15		U-15		U-15		U-15		U-15		U-15			
配置代号	Code		SCJ-85-65U2x2.15F		SCJ-90U2X2.15F		SCJ-100U2X2.15F		SCJ-85-65-30U2x2.15F		SCJ-90U2X2.15F		SCJ-90-65U2X2.15F		SCJ-100U2X3.15G		SCJ-100U2X4.15G	
基本参数 Specification																		
项目	Items	Units	参数 Specification															
类别	Category	/	2头2heads		单头1 head		单头1 head		2头双层液位线2layer2Head with view stripe		双头 2 heads		双层双头 2 layer 2 heads		3头 3 heads		4头 4 heads	
制品最大容量	Max. Blow Volume	L	5		5		5		5		5		5		2		2	
适用原料	Material	/	PE		PE,PP		PE,PP		PE\PP		PE\PP		PE\PP		PE/PP		PE/PP	
模头还料数量	No.Of Die Head	/	2		2		2		2		2		2		3		4	
模头中心距	Die Head Distance (Center to Center)	mm	250,280		250,280		250,280		250,280		250,280		250,280		250		180	
机器净重约	Net Weight	kg	8800		15000		15000		8800		15000		15000		15000		15000	
机器外形尺寸	Machine Dimension	mm,LxHxW	4170x2700x4600(2100)		6300x3900x3300		6300x3900x3300		4170x2700x4600(2100)		6300x3900x3300		6300x3900x3300		6300x3900x3300		6300x3900x3300	
模头 Die Head																		
模头加热段数	Die Head Heating Zone	/	5		5		13		5		5		5		7		9	
模头加热功率	Die Head Heating Power	kW	12.5		12.5		9.5		12.5		12.5		15.6		10.5		12.5	
开合模系统 Clamping Unit																		
模架数量	No.Of Station	/	2		2		2		2		2		2					
最小合模距	Min Clamping Distance Of Mold	mm	250		250		250		250		250		250		2		2	
最大开模距	Max Clamping Distance Of Mold	mm	650		650		650		650		650		650		230		230	
模板尺寸	Effective Dimension Of Mold Plate	mm WxH	600x500		600x500		600x500		600x500		600x500		600x500		620		620	
摆架行程	Carriage Stroke	mm	750		750		750		750		750		750		750x470		750x470	
锁模力	Clamping Force	kN	196		196		196		196		196		196		900		900	
挤出系统 Extruder Unit																		
螺杆直径	Extruder Diameter	mm	85	65	90	30	100	85	65	30	90	90	65	30	100	280	280	
螺杆长径比	Extruder Length/Diameter Ratio	L/D	24	24	24	24	27	24	24	24	24	24	24	24	27	27	27	
螺杆转速	Extruder Rotating Speedr/min	r/min	20-67	20-50	66	10-21	66	20-67	20-50	10-21	66	66	10-48	10-21	66	66	66	
最大塑化能力	Max Extrusion Capacity	kg/h	130	30	160	4	230	130	30	4	160	160	30	4	230	230	230	
挤出电机功率	Extruder Motor Power	kW	37	15	37	2.2	75	37	15	2.2	37	37	15	2.2	75	75	75	
机筒加热段数	Barrel Heating Zone	/	3	3	4	2	4	3	3	2	4	4	3	2	4	4	4	
机筒加热功率	Barrel Heating Power	kW	10.4	7.2	17	2.6	17	10.4	7.2	2.6	17	17	7.2	2.6	17	17	17	
冷却风机功率	Cooling Fan Power	kW																
动力系统 Power Unit																		
油泵电机功率	Oil Pump Motor Power	kW	15		15		15		15		15		15		30		30	
液压系统工作压力	Hydraulic System Pressure	Mpa	16		16		16		16		16		16		16		16	
气动系统工作压力	Pneumatic System Pressure	Mpa	0.8		0.8		0.8		0.8		0.8		0.8		0.8		0.8	
水冷系统工作压力	Cooling System Pressure	Mpa	0.4		0.4		0.4		0.4		0.4		0.4		0.4		0.4	
耗气量	Air Consumption	m³/h	10		10		10		10		10		10		10		10	
热切刀变压器功率	Hot Cutter Power	kW	2		2		2		2		2		2		2		2	
总功率	Total Power	kW	99.1		88.3		121.5		103.9		83.5		113.6		134.5		136.5	
备注 Remarks																		
破碎机选型	Crusher Recommend	hp	破碎机选型与制品外尺寸和每小时破碎料重量有关 depends on the outer dimensions of the product and the weight of the crushed material per hour.				冷水机选型: 风冷型: 15HP,水冷型: 8-10HP, 上述冷水机选型已包含吹瓶机和模具的冷却需求. Air-cooled: 15HP, water-cooled: 8-10HP,				空压机选型: 供气压力要求在0.8-1mpa,供气量要求1.3m³/分钟, 必须带1m³以上的储气罐. 若设备含打水口功能及插笔吹排气功能, 则供气量要求达到2m³/分钟.0.8-1mpa the gas supply requirement is 1.3m³/min, and the gas storage tank of 1 m³ or more. If the equipment includes a deflasher and blow-exhaust pin, the gas supply requirement is 2m³/min.							
冷水机选型	Chiller Recommend	hp																
空压机选型	Air Compressor recommend	hp																
备注/Remarks:	以上机型均可叠加100点壁厚控制系统, 叠加后改变的参数如下/All the machines above can be optionally equipped with 100 points parison control system,parameters would be changed as below:																	
叠加壁厚控制后 After with parison control																		
机型	Model	/	SCJ-85-65U+S2x2.15F		SCJ-90U-30+S2X2.15F		SCJ-100U+S2X2.15F		SCJ-85-65U-30+S2x2.15F		SCJ-90U+S2X2.15F		SCJ-90-65-30U+S2X2.15F		SCJ-100U+S2X3.15G		SCJ-100U+S2X4.15G	
伺服电机功率	Servo Motor Power	kW	5.5		5.5		5.5		5.5		5.5		5.5		5.5		5.5	
总功率	Total Power	kW	104.6		93.8		127		109.4		89		119.1		140		140	
模板尺寸	Effective Dimension Of Mold Plate	(mm)																

备注: 以上规格参数、设计如有变更, 恕不另行通知。

Note:The Specifications and Design Are Subject To Change Without Previous Advice.

U型机产品 U series products

系列	Category	U型机系列(直线导轨) /U Series(Linear Guide Way)													
型号	Model	U-10	U-10	U-5	U-5	U-10	U-10	U-10	U-10	U-10	U-10	U-10	U-10	U-10	
配置代号	Code	SCJ-75U2×2.10G	SCJ-75U2×4.10G	SCJ-75U2X2.5G	SCJ-75U2X4.5G	SCJ-75-55U2×2.10G	SCJ-85-55U2×3.10G	SCJ-85-55U2×4.10G	SCJ-75-55-25U2×2.10G						
基本参数 Specification															
项目	Items	Units	参数 Specification												
类别	Category	/	2头2heads	4头4heads	2头2Heads	4头4Heads	2层2头 2 layers 2 heads	3头 Triple heads	4头 four heads	2头2heads					
制品最大容量	Max. Blow Volume	L	3	3	4	1.25	5	2	2	5					
适用原料	Material	/	PE,PP,PS	PE,PP,PS	PE,PP	PE,PP	PE	PE	PE	PE,PP					
模头还料数量	No.Of Die Head	/	2	4	2	4	2	3	4	2					
模头中心距	Die Head Distance (Center to Center)	mm	200,250,280	120,160,170	250	125	200,250,280	170,200	170,200	250,280					
机器净重约	Net Weight	kg	9000	9000	8500	8500	8800	8800	8800	10000					
机器外形尺寸	Machine Dimension	mm, L×H×W	4660X2600X3400(2200)	4660X2600X3400(2200)	4453x2500x2150	4453x2500x2150	4170×2700×4600(2100)	4170×2700×4600(2100)	4170×2700×4600(2100)	4660X2600X3400(2200)					
模头 Die Head															
模头加热段数	Die Head Heating Zone	/	5	5	13	13	5	7	7	5					
模头加热功率	Die Head Heating Power	kW	10	11.5	10.5	9.5	12.5	12.5	13	11.5					
开合模系统 Clamping Unit															
模架数量	No.Of Station	/	2	2	2	2	2	2	2	2					
最小合模距	Min Clamping Distance Of Mold	mm	230	230	200	200	230	230	230	230					
最大开模距	Max Clamping Distance Of Mold	mm	580	580	400	400	580	580	580	620					
模板尺寸	Effective Dimension Of Mold Plate	mm W×H	600×500	600×500	480×340	480×340	600×500	600×500	600×500	380×460					
摆架行程	Carriage Stroke	mm	650	650	650	650	650	650	650	650					
锁模力	Clamping Force	kN	196	196	125	125	196	196	196	196					
挤出系统 Extruder Unit															
螺杆直径	Extruder Diameter	mm	75	75	75	75	75	55	85	55	85	55	75	55	
螺杆长径比	Extruder Length/Diameter Ratio	L/D	24	24	24	24	24	23	24	23	24	23	24	23	
螺杆转速	Extruder Rotating Speedr/min	r/min	20-78	20-78	20-78	20-78	20-78	20-40	20-67	20-40	20-67	20-40	20-65	20-48	
最大塑化能力	Max Extrusion Capacity	kg/h	105	105	120	120	100	25	130	25	130	25	105	25	
挤出电机功率	Extruder Motor Power	kW	30	30	30	30	30	7.5	37	7.5	37	7.5	30	7.5	
机筒加热段数	Barrel Heating Zone	/	3	3	3	3	3	3	3	3	3	3	3	2	
机筒加热功率	Barrel Heating Power	kW	10	10	10	10	10	6.2	10.4	6.2	10.4	6.2	10	6.2	
冷却风机功率	Cooling Fan Power	kW													
动力系统 Power Unit															
油泵电机功率	Oil Pump Motor Power	kW	15	15	7.5	7.5	15	15	15	15					
液压系统工作压力	Hydraulic System Pressure	Mpa	16	16	16	16	16	16	16	16					
气动系统工作压力	Pneumatic System Pressure	Mpa	0.8	0.8	0.8	0.8	0.8	0.8	0.8	0.8					
水冷系统工作压力	Cooling System Pressure	Mpa	0.4	0.4	0.4	0.4	0.4	0.4	0.4	0.4					
耗气量	Air Consumption	m ³ /h	5	5	5	5	10	10	10	10					
热切刀变压器功率	Hot Cutter Power	kW	2	2	0	0	2	2	2	2					
总功率	Total Power	kW	59(67)	68.5	58	57	83.2	90.6	91.1	86.2					
备注 Remarks															
破碎机选型	Crusher Recommend	hp	破碎机选型与制品外尺寸和每小时破碎料重量有关 depends on the outer dimensions of the product and the weight of the crushed material per hour.			冷水机选型: 风冷型: 15HP,水冷型: 8-10HP, 上述冷水机选型已包含吹瓶机和模具的冷却需求. Air-cooled: 15HP, water-cooled: 8-10HP,			空压机选型: 供气压力要求在0.8-1mpa,供气量要求1.3m ³ /分钟, 必须带1m ³ 以上的储气罐. 若设备含打水口功能及插笔吹排气功能, 则供气量要求达到2m ³ /分钟.0.8-1mpa			the gas supply requirement is 1.3m ³ /min, and the gas storage tank of 1m ³ or more. If the equipment includes a deflasher and blow-exhaust pin, the gas supply requirement is 2m ³ /min.			
冷水机选型	Chiller Recommend	hp													
空压机选型	Air Compressor recommend	hp													
备注/Remarks:	以上机型均可叠加100点壁厚控制系统, 叠加后改变的参数如下/All the machines above can be optionally equipped with 100 points parison control system,parameters would be changed as below:														
叠加壁厚控制后 After with parison control															
机型	Model	/	SCJ-75U+S2×2.10G	SCJ-75U+S2×4.10G	SCJ-75U+S2X2.5G	SCJ-75U+S2X4.5G	SCJ-75-55U+S2×2.5G	SCJ-85-55U+S2×2.10G	SCJ-85-55U+S2×4.10G	SCJ-75-55-25U+S2×2.10G					
伺服电机功率	Servo Motor Power	kW	5.5	5.5	5.5	5.5	5.5	5.5	5.5	5.5					
总功率	Total Power	kW	64.5(72.5)	66(74)	63.5	62.5	88.7	96.1	96.6	91.7					
模板尺寸	Effective Dimension Of Mold Plate	(mm)													

备注: 以上规格参数、设计如有变更, 恕不另行通知。
 Note: The Specifications and Design Are Subject To Change Without Previous Advice.

U型机产品 U series products

系列	Category	U型机系列(直线导轨) /U Series(Linear Guide Way)									
型号	Model	U-15	U-15	U-15	U-2	U-5	U-5	U-5	U-5	U-5	
配置代号	Code	SCJ-100-30U2X3.15G	SCJ-100-55U2X4.15G	SCJ-100U2X2.15F	SCJ-65U2x6.2G	SCJ-75U2X6.5G(70)	SCJ-85U2X8.5G(70)	SCJ-85U2X6.5G(80)	SCJ-85U2x8.5G	SCJ-85U2x8.5G	
基本参数 Specification											
项目	Items	Units	参数 Specification								
类别	Category	/	双层3头 2 layers 3 heads	双层4头 2 layers 4 heads	单头 1 head	6头 6 heads	6头 6 heads	2头 2 heads	8头 8 heads	8头 8 heads	
制品最大容量	Max. Blow Volume	L	2	1.6	2	0.25	0.5	0.25	0.5	0.5	
适用原料	Material	/	PE,PP	PE,PP	PE,PP	PE,PP,PS	PE,PP	PE,PP	PE,PP	HDPE	
模头还料数量	No.Of Die Head	/	3	4	3	6	6	8	6	8	
模头中心距	Die Head Distance (Center to Center)	mm	250	250	180,190	70	80,90,100	70	90,100	80	
机器净重约	Net Weight	kg	15000	15000	15000	7600	8500	8500	9000	9000	
机器外形尺寸	Machine Dimension	mm, LxHxW	6300x3900x3300	6300x3900x3300	6300x3900x3300	3230X2400X3450(2150)	4453x2500x2150	4453x2500x2150	4200x2830x4930	4200x2830x4930	
模头 Die Head											
模头加热段数	Die Head Heating Zone	/	7	7	7	13	13	17	13	17	
模头加热功率	Die Head Heating Power	kW	10.5	10.5	9.5	5.4	7.3	8.2	8	8.5	
开合模系统 Clamping Unit											
模架数量	No.Of Station	/			2	2	2	2	2	2	
最小合模距	Min Clamping Distance Of Mold	mm	2	2	250	187	200	200	250	250	
最大开模距	Max Clamping Distance Of Mold	mm	230	230	650	335	400	400	450	450	
模板尺寸	Effective Dimension Of Mold Plate	mm WxH	620	620	600x500	380x270	480x340	480x340	600x340	600x340	
摆架行程	Carriage Stroke	mm	750x470	750x470	750	500	650	650	750	750	
锁模力	Clamping Force	kN	900	900	196	47	125	125	125	125	
挤出系统 Extruder Unit											
螺杆直径	Extruder Diameter	mm	100	30	100	55	100	65	75	85	85
螺杆长径比	Extruder Length/Diameter Ratio	L/D	27	24	27	23	27	24	24	24	24
螺杆转速	Extruder Rotating Speedr/min	r/min	20-66	10-21	20-66	20-40	66	20-67	20-78	10-66	10-66
最大塑化能力	Max Extrusion Capacity	kg/h	230	4	230	25	230	67	120	130	130
挤出电机功率	Extruder Motor Power	kW	75	2.2	75	7.5	75	15	30	30	30
机筒加热段数	Barrel Heating Zone	/	4	2	4	3	4	3	3	3	
机筒加热功率	Barrel Heating Power	kW	17	2.6	17	6.2	17	7.2	10	10.5	10.5
冷却风机功率	Cooling Fan Power	kW						0.3	0.3	0.3	
动力系统 Power Unit											
油泵电机功率	Oil Pump Motor Power	kW	30	30	15	7.5	7.5	7.5	11	11	
液压系统工作压力	Hydraulic System Pressure	Mpa	16	16	16	16	16	16	16	16	
气动系统工作压力	Pneumatic System Pressure	Mpa	0.8	0.8	0.8	0.8	0.8	0.8	0.8	0.8	
水冷系统工作压力	Cooling System Pressure	Mpa	0.4	0.4	0.4	0.4	0.4	0.4	0.4	0.4	
耗气量	Air Consumption	m³/h	10	10	10	5	5	5	8	8	
热切刀变压器功率	Hot Cutter Power	kW	2	2	2	0	0	0	0	2	
总功率	Total Power	kW	139.3	148.2	118.5	35.1	54.8	56.2	75.8	76.3	
备注 Remarks											
破碎机选型	Crusher Recommend	hp	破碎机选型与制品外尺寸和每小时破碎料重量有关 depends on the outer dimensions of the product and the weight of the crushed material per hour.			冷水机选型: 风冷型: 15HP,水冷型: 8-10HP, 上述冷水机选型已包含吹瓶机和模具的冷却需求. Air-cooled: 15HP, water-cooled: 8-10HP,		空压机选型: 供气压力要求在0.8-1mpa,供气量要求1.3m³/分钟, 必须带1m³以上的储气罐. 若设备含打水口功能及插笔吹排气功能, 则供气量要求达到2m³/分钟.0.8-1mpa the gas supply requirement is 1.3m³/min, and the gas storage tank of 1m³ or more. If the equipment includes a deflasher and blow-exhaust pin, the gas supply requirement is 2m³/min.			
冷水机选型	Chiller Recommend	hp									
空压机选型	Air Compressor recommend	hp									
备注/Remarks:	以上机型均可叠加100点壁厚控制系统, 叠加后改变的参数如下/All the machines above can be optionally equipped with 100 points parison control system, parameters would be changed as below:										
叠加壁厚控制后 After with parison control											
机型	Model	/	SCJ-100-30U+S2X3.15G	SCJ-100-55U+S2X4.15G	SCJ-100U+S2X3.15F	SCJ-65U+S2x6.2G	SCJ-75U+S2X6.5G(70)	SCJ-85U+S2X6.5G(70)	SCJ-85U+S2x86.5G(80)	SCJ-85U+S2x8.5G	
伺服电机功率	Servo Motor Power	kW	5.5	5.5	5.5	5.5	5.5	5.5	5.5	5.5	
总功率	Total Power	kW	144.8	153.7	124	40.6	60.3	61.7	81.3	81.8	
模板尺寸	Effective Dimension Of Mold Plate	(mm)									

备注: 以上规格参数、设计如有变更, 恕不另行通知。
Note: The Specifications and Design Are Subject To Change Without Previous Advice.

U型机产品 U series products

系列	Category	U型机系列(直线导轨) /U Series(Linear Guide Way)												
型号	Model	U-5	U-10	U-10	U-10	U-10	U-10	U-10	U-5	U-20				
配置代号	Code	SCJ-90U2X6.5G(椰奶)	SCJ 75-45-30U2x2.10F	SCJ-85U2x3.10G	SCJ-85U2x1.10G	SCJ-90U2x1.10G	SCJ-90U2x1.10G	SCJ-90U2X1.10H	SCJ-90U2x8.5G(80)	SCJ-100U2X1.20F				
基本参数 Specification														
项目	Items	Units	基本参数 Specification											
类别	Category	/	6头6 heads	双层+液位线 2 layers with view stripe	单层 1 layers	单层 1 layers	单层 1 layers	单层 1 layers	单层 1 layers	单层 1 layers				
制品最大容量	Max. Blow Volume	L	1.25	2	2	5	5	10	0.5	20				
适用原料	Material	/	PE,PP,PS,PC,PVC	PE,PP	PE,PP	PE,PP	PE,PP	HDPE/PP	PE,PP	PE,PP				
模头坯料数量	No.Of Die Head	/	1	2	3	1	1	1	8	1				
模头中心距	Die Head Distance (Center to Center)	mm	125	200	170	/	/	/	80	/				
机器净重约	Net Weight	kg	12000	10000	8800	9000	9000	10000	9590	17500				
机器外形尺寸	Machine Dimension	mm, LxHxW	4853x2700x4314	4660X2600X3400(2200)	4170x2700x4600(2100)	4660X2600X3400(2200)	4660X2600X3400(2200)	5300X3200X4300	4800x2830x4930	5000x4000x3500				
模头 Die Head														
模头加热段数	Die Head Heating Zone	/	13	5	7	3	3	3	17	5				
模头加热功率	Die Head Heating Power	kW	10.6	9.7	12.5	9.5	13.5	13	8.5	16				
开合模系统 Clamping Unit														
模架数量	No.Of Station	/	2	2	2	2	2	2	2	2				
最小合模距	Min Clamping Distance Of Mold	mm	230	230	230	230	230	300	250	380				
最大开模距	Max Clamping Distance Of Mold	mm	430	620	580	580	580	702	450	880				
模板尺寸	Effective Dimension Of Mold Plate	mm WxH	700x390	380x460	600X500	600X500	600X500	600X500	600X340	480x600				
摆架行程	Carriage Stroke	mm	850	650	196	650	650	650	750	700				
锁模力	Clamping Force	kN	127	127	127	196	196	127	125	196				
挤出系统 Extruder Unit														
螺杆直径	Extruder Diameter	mm	90	75	45	30	85	90	90	90	100			
螺杆长径比	Extruder Length/Diameter Ratio	L/D	24	24	21	21	24	24	24	24	27			
螺杆转速	Extruder Rotating Speedr/min	r/min	20-66	20-65	20-40	10-21	20-67	20-67	20~66	10-66	20-66			
最大塑化能力	Max Extrusion Capacity	kg/h	160	90/(105)	14	4	130	130	160	160	230	280		
挤出电机功率	Extruder Motor Power	kW	37	22/(30)	5.5	2.2	37	37	37	45	75	90		
机筒加热段数	Barrel Heating Zone	/	4	3	3	2	3	3	4	4	4	4		
机筒加热功率	Barrel Heating Power	kW	17	10	4.5	2.6	10.4	10.4	17	15.6	17	17		
冷却风机功率	Cooling Fan Power	kW	10	0.12	/	/	0.54	0.54	0.72	0.72	0.72	1.85	1.85	
动力系统 Power Unit														
油泵电机功率	Oil Pump Motor Power	kW	18.5	15	15	15	15	15	15	11	30			
液压系统工作压力	Hydraulic System Pressure	Mpa	16	16	16	16	16	16	16	16	16			
气动系统工作压力	Pneumatic System Pressure	Mpa	0.8	0.8	0.8	0.8	0.8	0.8	0.8	0.8	0.8			
水冷系统工作压力	Cooling System Pressure	Mpa	0.4	0.4	0.4	0.4	0.4	0.4	0.4	0.4	0.4			
耗气量	Air Consumption	m³/h	8	15	16	14	14	14	15	20	19			
热切刀变压器功率	Hot Cutter Power	kW	0	2	2	2	2	2	0	2				
总功率	Total Power	kW	83.1	73.92/(81.92)	77.44	77.44	77.44	85.22	83.32	82.22	141.85	156.85		
备注 Remarks														
破碎机选型	Crusher Recommend	hp	破碎机选型与制品外尺寸和每小时破碎料重量有关 depends on the outer dimensions of the product and the weight of the crushed material per hour.			冷水机选型: 风冷型: 15HP,水冷型: 8-10HP, 上述冷水机选型已包含吹瓶机和模具的冷却需求. Air-cooled: 15HP, water-cooled: 8-10HP,			空压机选型: 供气压力要求在0.8-1mpa,供气量要求1.3m³/分钟, 必须带1m³以上的储气罐. 若设备含打水口功能及插笔吹排气功能, 则供气量要求达到2m³/分钟.0.8-1mpa the gas supply requirement is 1.3m³/min, and the gas storage tank of 1m³ or more. If the equipment includes a deflasher and blow-exhaust pin, the gas supply requirement is 2m³/min.					
冷水机选型	Chiller Recommend	hp												
空压机选型	Air Compressor recommend	hp												
备注/Remarks:	以上机型均可叠加100点壁厚控制系统, 叠加后改变的参数如下/All the machines above can be optionally equipped with 100 points parison control system, parameters would be changed as below:													
叠加壁厚控制后 After with parison control														
机型	Model	/	SCJ-90U+S2x8.5G	SCJ 75-55-25U+S2x2.10F	SCJ-85U+S2x2.10G	SCJ-85U+S2x1.10G	SCJ-90U+S2x1.10G	SCJ-90U+S2x1.10G	SCJ-90U+S2x1.10G	SCJ-100U+S2X1.20F				
伺服电机功率	Servo Motor Power	kW	5.5	5.5	5.5	5.5	5.5	5.5	5.5	5.5				
总功率	Total Power	kW	88.6	79.42/(87.42)	82.94	79.94	90.72	88.82	87.72	147.35	162.35			
模板尺寸	Effective Dimension Of Mold Plate	(mm)												

备注: 以上规格参数、设计如有变更, 恕不另行通知。
 Note: The Specifications and Design Are Subject To Change Without Previous Advice.

U型机产品 U series products

系列	Category	U型机系列(直线导轨) /U Series(Linear Guide Way)												
型号	Model	U-5	U-20			U-20			U-10					
配置代号	Code	SCJ-75U2X8.5G(70)	SCJ-90-75-30U2X1.20F			SCJ-100-30U2X1.20F			SCJ-75-65-40-30U2×4.10G					
		基本参数 Specification												
项目	Items	Units	参数 Specification											
类别	Category	/	单层 1 layers	双层+液位 2 layers with view stripe			单层+液位线 1 layer with view stripe			4层 4 layers				
制品最大容量	Max. Blow Volume	L	0.25	20			20			1				
适用原料	Material	/	PE,PP	PE,PP			PE,PP			PE,PE, 粘合层, EVOH				
模头还料数量	No.Of Die Head	/	8	1			1			4				
模头中心距	Die Head Distance (Center to Center)	mm	70	/			/			120				
机器净重约	Net Weight	kg	8500	17500			17500			8800				
机器外形尺寸	Machine Dimension	mm, L×H×W	4453×2500×2150	5000×4000×3500			5000×4000×3500			4170×2700×4600				
		模头 Die Head												
模头加热段数	Die Head Heating Zone	/	17	5			5			43				
模头加热功率	Die Head Heating Power	kW	8.2	15.6			24.5			34.5				
		开合模系统 Clamping Unit												
模架数量	No.Of Station	/	2	2			2			2				
最小合模距	Min Clamping Distance Of Mold	mm	200	380			380			230				
最大开模距	Max Clamping Distance Of Mold	mm	400	880			880			580				
模板尺寸	Effective Dimension Of Mold Plate	mm W×H	480X340	480×600			480×600			600×500				
摆架行程	Carriage Stroke	mm	650	700			700			650				
锁模力	Clamping Force	kN	125	196			196			196				
		挤出系统 Extruder Unit												
螺杆直径	Extruder Diameter	mm	75	90	75	30	100	30	75	65	40			
螺杆长径比	Extruder Length/Diameter Ratio	L/D	24	24	24	24	27	24	24	24	24			
螺杆转速	Extruder Rotating Speedr/min	r/min	20-78	66	10-68	10-21	10-66	10-21	20-78	10-48	10-72			
最大塑化能力	Max Extrusion Capacity	kg/h	120	160	90	4	230	4	100	30	13.4			
挤出电机功率	Extruder Motor Power	kW	30	37	22	2.2	75	2.2	30	15	11			
机筒加热段数	Barrel Heating Zone	/	3	4	5	2	4	2	3	3	3			
机筒加热功率	Barrel Heating Power	kW	10	15.6	10	2.6	17	2.6	10	7.2	6			
冷却风机功率	Cooling Fan Power	kW	0.3	0.72	0.3	/	1.85	0	0.3	0.12	0.12			
		动力系统 Power Unit												
油泵电机功率	Oil Pump Motor Power	kW	7.5	30			30			15				
液压系统工作压力	Hydraulic System Pressure	Mpa	16	16			16			16				
气动系统工作压力	Pneumatic System Pressure	Mpa	0.8	0.8			0.8			0.8				
水冷系统工作压力	Cooling System Pressure	Mpa	0.4	0.4			0.4			0.4				
耗气量	Air Consumption	m³/h	23	19			19			15				
热切刀变压器功率	Hot Cutter Power	kW	0	2			2			2				
总功率	Total Power	kW	56	138.02			155.15			140.52				
		备注 Remarks												
破碎机选型	Crusher Recommend	hp	破碎机选型与制品外尺寸和每小时破碎料重量有关 depends on the outer dimensions of the product and the weight of the crushed material per hour.			冷水机选型: 风冷型: 15HP,水冷型: 8-10HP, 上述冷水机选型已包含吹瓶机和模具的冷却需求。 Air-cooled: 15HP, water-cooled: 8-10HP,			空压机选型: 供气压力要求在0.8-1mpa,供气量要求1.3m³/分钟, 必须带1m³以上的储气罐。若设备含打水口功能及插笔吹排气功能, 则供气量要求达到2m³/分钟.0.8-1mpa			the gas supply requirement is 1.3m³/min, and the gas storage tank of 1m³ or more. If the equipment includes a deflasher and blow-exhaust pin, the gas supply requirement is 2m³/min.		
冷水机选型	Chiller Recommend	hp												
空压机选型	Air Compressor recommend	hp												
备注/Remarks:	以上机型均可叠加100点壁厚控制系统, 叠加后改变的参数如下/All the machines above can be optionally equipped with 100 points parison control system, parameters would be changed as below:													
		叠加壁厚控制后 After with parison control												
机型	Model	/	SCJ-75U+S2X6.5G(70)	SCJ-90-75-30U2X1.2F			SCJ-100-30U2X1.20F			SCJ-75-65-40-30U2×4.10G				
伺服电机功率	Servo Motor Power	kW	5.5	5.5			5.5			5.5				
总功率	Total Power	kW	61.5	143.52			160.65			146.02				
模板尺寸	Effective Dimension Of Mold Plate	(mm)												

备注: 以上规格参数、设计如有变更, 恕不另行通知。
 Note: The Specifications and Design Are Subject To Change Without Previous Advice.

U型吹瓶机 U type series blow molding machine

模块Unit	功能配置Configuration and Function	标准配置 Standard configuration	备选配置 Optional configuration
挤出机及 模头部分 Extruder and Die Head Parts	硬齿面齿轮减速机Hardened gear reducer	●	
	皮带传动机构Belt drive mechanism	●	
	乐善节能挤出电机 (30kW以下, 含30kW) Leshan energy-saving extrusion motor (30kW or less, including 30kW)	●	
	皮带罩Belt cover	●	
	不锈钢料斗 (带放料口) Stainless steel hopper (with discharge port)	●	
	自动缺料报警Automatic empty hopper alarm	●	
	网带式发热圈及发热板Cable heating ring and heating plate	●	
	机筒冷却风机Barrel cooling fan	●	
	38CrMoAl螺杆38CrMoAl screw	●	
	连续挤出式模头Continuous extrusion die head	●	
	电机直连式减速机Motor direct connection reducer mechanism		○
	磁力架Magnetic frame		○
	配合真空上料机、四合一上料系统、螺旋式上料机等所用料斗Equipped with hopper for material feeder, Four-in-one feeding system, spiral feeder, etc.		○
	模头防烫保护罩Anti-hot protective cover for die head		○
	镶合金螺杆Inlay alloy screw		○
	手动换网机构 (机架总成需变更) Manual filter net changing mechanism(Frame assembly need to be changed)		○
	液压换网机构 (机架总成需变更) Hydraulic filter net changing mechanism(Frame assembly need to be changed)		○
锥套式皮带传动机构Cone belt drive mechanism		○	
三相异步电机Three phase asynchronous motor		○	
瓷接头式发热圈或发热板Porcelain connector heating ring and heating plate		○	
陶瓷式发热圈及发热板Porcelain heating ring and heating plate		○	
锁模机构 部分 Clamping Mechanism Parts	对衡肘节式锁模机构Balanced toggle Clamping Locking System	●	
	标准机型锁模力 (参考画册参数) Standard model clamping force (Refer to album parameters)	●	
	标准机型容模尺寸 (参考画册参数) Standard model allowed mold size(Refer to album parameters)	●	
	摆架运动采用液压油缸驱动Station movement use hydraulic cylinder drive	●	
	开合模运动采用液压油缸驱动Mold clamping use draulic cylinder drive	●	
	运动导向采用线性导轨Motion guide using linear guides	●	
	同步齿轮机构Synchronous gear mechanism	●	
	模具装吊机构 (电葫芦) Mold Loading crane mechanism(electric hoist)		○
	摆架运动采用减压阀Station movement use reduction valve		○
顶出装Ejector		○	
加大锁模行程Increase the clamping stroke		○	
加大或减小容模尺寸Increase or decrease the allowed mold size		○	
机架部分 Frame Parts	机架主体Frame body	●	
	模头支撑架Die head supporting frame	●	
	电动升降Electric lifting	●	
	升降用蜗轮蜗杆减速机Lifting Worm Gear Reducer	●	
	气动抬头机构Pneumatic lifting head mechanism	●	
	预留机械手安装位置Reserved the position for robot hand	●	
	嵌管式导向升降机构Embedded pipe guide lifting mechanism		○
	液压抬头机构Hydraulic lifting head mechanism		○
	楼梯Stairs		○
	平台护栏Platform guard railing		○
挤出平台左右移动功能Extrusion platform left and right movement function		○	
避震脚Foot shock		○	
安全门 部分 Safety Door Parts	标准U型机安全门外观 (参考画册) Standard U-type series machine safety door appearance(Refer to album)	●	
	标准配色 (参考画册) Standard color(Refer to album)	●	
	浅蓝色半透明亚克力观察窗Light blue translucent acrylic viewing window	●	
	主电箱Main carbinet	●	
	悬挂式后门Hanging rear door	●	
	前安全门防护网Front safety door protection net	●	

U型吹瓶机 U type series blow molding machine

模块Unit	功能配置Configuration and Function	标准配置 Standard configuration	备选配置 Optional configuration
安全门 部分 Safety Door Parts	送瓶架Bottle guide rod	●	
	导瓶杆Bottle guide frame	●	
	与标准配色不同的配色要求Different color requirements from standard color		○
插笔架 部分 Blow Pin Parts	插笔上下运动采用液压油缸驱动Blow pin up and down movement use hydraulic cylinder drive	●	
	上下运动导向采用线性导轨Up and down motion guide using linear guide rail	●	
	手动手轮左右调节插笔架, 导柱导向Manual hand wheel to adjust the blow pin from left to right, guide of pillar	●	
	手动前后调节丝杆调节插笔架Manual hand wheel to adjust the blow pin from front to back	●	
	前调式插笔杆Pre-modulation blow pin	●	
	多插笔配分气分水块Multi blow pin with air and water distributor	●	
	可拆卸式剪刀环Removable cutting ring	●	
	电动插笔Electric blow pin		○
	侧打针装置Side inject blowing system		○
	气循环插笔Air circulation blow pin		○
K型机插笔架, 插笔杆带导向功能K type blow pin, blow pin rod with guiding function		○	
插笔架带简易机械手功能Equipped with simple Clip robot hand		○	
旋转式斜插笔架Rotary oblique blow pin		○	
上提式插笔架Uplift blow pin		○	
切刀部分 Knife Parts	通用冷热共用切刀 (横向) Universal hot and cold sharing knife (horizontal)	●	
	1-2千瓦热切刀变压器1-2 KW hot knife transformer	●	
	通用热切刀 (前后) Universal hot knife (front and rear)		○
	封口切刀Seal knife		○
	多模头特殊用冷切刀Multi-die head special cold knife		○
	冷切刀片Cold cutting blade		○
进口热切刀片Imported hot cutting blade		○	
电气控制 部分 Electrical Control Parts	SIEMENS S7-200控制系统SIEMENS S7-200 Control system	●	
	SIEMENS TP700彩色触摸屏SIEMENS TP700 Color Touch Screen	●	
	SIEMENS 交流接触器SIEMENS AC Contactor	●	
	安川变频器YASKAWA Inverter	●	
	CO-TRUST控温模块CO-TRUST Temperature Control Module	●	
	转速、位移、压力、流量、温度、时间参数设定、编辑、存取; Speed, displacement, pressure, flow, temperature and time parameters can be set, edited, accessed	●	
	100套模具工艺参数储存功能Receipt Data Storage of 100 Sets of Mould	●	
	故障报警、记录、自诊断功能; Malfunction Alarm, Malfunction Record, Malfunction Self-diagnose	●	
	输入、输出、动作状态、动作时间监控功能; Monitoring of Input, Output, Action State and Action Time	●	
	自动计算产量、自动复位功能; Output Auto-counting, Auto-reset	●	
	左右摆架自动平衡系统; Station auto-balanced system	●	
	一键恢复功能; Auto-reset	●	
	挤出机温度超高、超低保护; Protecting Extruder from Low Temperature and High Temperature	●	
	模具温度报警功能; Mould Temperature Alarm	●	
	油温超高报警功能; Oil High Temperature Alarm	●	
	中英文操作界面, 多语种HMI Chinese and English operation screen, multilingual HMI	●	
	模咀调温器Die nozzel thermostat	●	
	对射式光幕Light curtain		○
	模内贴标功能In-mold labeling program		○
	侧打针功能Side inject blowing system		○
模具抽芯功能Mold pin moving system		○	
二次合模功能Secondary mold closing function		○	
西门子12英寸显示屏SIEMENS 12 Inch Color Touch Screen		○	
模头防静电装置Die head static remover		○	
模咀用温控表控制Head nozzle controlled with temperature-controlled meter		○	
模咀用电脑控温Head nozzle use PLC temperature control		○	
液压100点壁厚控制系统100 points hydraulic parison control system		○	

U型吹瓶机

U type series blow molding machine

模块Unit	功能配置Configuration and Function	标准配置 Standard configuration	备选配置 Optional configuration
电气控制 部分 Electrical Control Parts	远程维护系统Remote maintenance system	●	
	其他语言操作界面Other language operation screen		○
	电动100点壁厚控制系统100 points servo parison control system		○
液压系统 部分 Hydraulic System Parts	油研液阀YUKEN Oil Valve	●	
	冷却器Cooler	●	
	管路过滤器In-line filter	●	
	液位计Level gauge	●	
	压力表Pressure Meter	●	
	锁模油缸Clamp cylinder	●	
	扣压式软管总成Buckling hose assembly	●	
	油箱Oil tank	●	
	海特克双联叶片泵HIGH-TECH Double pump	●	
	汇川控制器INOVANCE Inverter	●	
	内啮合齿轮泵Internal gear pump	●	
	储能器Accumulator	●	
	伺服电机 servo motor		○
	三相异步电机Three phrase asynchronous motor		○
液压抬头功能Hydraulic lifting head function		○	
模具开合盖功能Mold streching function		○	
气动系统 Pneumatic Parts	空气净化器Air cleaner	●	
	二联件Duplex-parts	●	
	标准气缸Standard air cylinder	●	
	安沃驰膜片式电磁换向阀Aventis electromagnetic reversing Valve	●	
	方大抬头气缸Die head elevating is from QGVD	●	
	节流阀Throttle valve	●	
	减压阀Relief Valve	●	
	快排阀Aerofluxus Valve	●	
	消音器Silencer	●	
	压力表Pressure Meter	●	
	PA管PA tube	●	
	气循环快速换气系统Air circulation rapid ventilation system		○
	气体低温冷却系统(冰气机) Air cryogenic cooling system(Cooling machine)		○
	插笔用储气罐(15L机器标配) Blow pin use air compressor(standard configuration for 15L machine)		○
润滑系统 Lubrication System	自动油脂润滑泵Automatic grease lubrication pump	●	
	分配器Distributor	●	
	PA管PA tube	●	
	铜管Copper pipe		○
	可供购买0号、00号锂基润滑脂Available to purchase 0#, 00# lithium grease		○
冷却系统 Cooling System	两进两出1.5吋镀锌管Two in two out 1.5 inch galvanized pipe	●	
	模具分水块Mold water distributor	●	
	涡流水流计Vortex flowmeter		○
机械手 Robot hand	立式机械手Vertical robot hand		○
	二次定径功能secondary calibration system		○
	摆臂机械手Swing robot hand		○
			○
除溢装置 Deflasher	平推式除溢装置Horizontal deflasher		○
	旋切式除溢装置 Turing deflasher		○
	机内锣口机(左右) In-machine spin trimmer(Left&right)		○
	线上锣口机(单套) Online spin trimmer(One set)		○
	模具一体式除溢装置Mold integrated deflasher		○

U型奶瓶机

U type series blow molding machine(For milk bottle)

模块Unit	功能配置Configuration and Function	标准配置 Standard configuration	备选配置 Optional configuration
挤出机 及模头 部分 Extruder and Die Head Parts	硬齿面齿轮减速机Hardened gear reducer	●	
	皮带传动机构Belt drive mechanism	●	
	乐善节能挤出电机(30kW以下,含30kW) Leshan energy-saving extrusion motor (30kW or less, including 30kW)	●	
	皮带罩Belt cover	●	
	不锈钢料斗(带放料口) Stainless steel hopper (with discharge port)	●	
	网带式发热圈及发热板Cable heating ring and heating plate	●	
	机筒冷却风机Barrel cooling fan	●	
	38CrMoAl螺杆38CrMoAl screw	●	
	连续挤出式模头Continuous extrusion die head	●	
	电机直连式减速机机构Motor direct connection reducer mechanism		○
	磁力架Magnetic frame		○
	配合真空上料机、四合一上料系统、螺旋式上料机所用料斗Equipped with hopper for material feeder, Four-in-one feeding system, spiral feeder, etc.		○
	模头防烫保护罩Anti-hot protective cover for die head		○
	镶合金螺杆Inlay alloy screw		○
	手动换网机构(机架总成需变更) Manual filter net changing mechanism(Frame assembly need to be changed)		○
	液压换网机构(机架总成需变更) Hydraulic filter net changing mechanism(Frame assembly need to be changed)		○
	锥套式皮带传动机构Cone belt drive mechanism		○
	瓷接头式发热圈或发热板Porcelain connector heating ring and heating plate		○
	陶瓷式发热圈及发热板Porcelain heating ring and heating plate		○
	硬齿面齿轮减速机Hardened gear reducer		○
锁模机构 部分 Clamping Mechanism Parts	对衡肘节式锁模机构Balanced toggle Clamping Locking System	●	
	标准机型锁模力(参考画册参数) Standard model clamping force (Refer to album parameters)	●	
	标准机型容模尺寸(参考画册参数) Standard model allowed mold size(Refer to album parameters)	●	
	摆架运动采用液压油缸驱动Station movement use hydraulic cylinder drive	●	
	开合模运动采用液压油缸驱动Mold clamping use draulic cylinder drive	●	
	运动导向采用线性导轨Motion guide using linear guides	●	
	同步齿轮机构Synchronous gear mechanism	●	
	模具装吊机构(电葫芦) Mold Loading crane mechanism(electric hoist)		○
	摆架运动采用减速阀Station movement use reduction valve		○
	顶出装置Ejector		○
	加大锁模行程Increase the clamping stroke		○
加大或减小容模尺寸Increase or decrease the allowed mold size		○	
机架部分 Frame Parts	机架主体Frame body	●	
	嵌管式导向升降机构Embedded pipe guide lifting mechanism	●	
	升降用蜗轮蜗杆减速机Lifting Worm Gear Reducer	●	
	气动抬头机构Pneumatic lifting head mechanism	●	
	模头支撑架Die head supporting frame	●	
	楼梯Stairs		○
	平台护栏Platform guard railing		○
安全门 部分 Safety Door Parts	挤出平台左右移动功能Extrusion platform left and right movement function		
	避震脚Foot shock		
	标准U型机安全门外观(参考画册) Standard U-type series machine safety door appearance(Refer to album)	●	
	标准配色(参考画册) Standard color(Refer to album)	●	
	浅蓝色半透明亚克力观察窗Light blue translucent acrylic viewing window	●	
	主电箱Main carbinet	●	
	悬挂式后门Hanging rear door	●	
	前安全门防护网Front safety door protection net	●	
	送瓶架Bottle guide rod		○
	导瓶杆Bottle guide frame		○
与标准配色不同的配色要求Different color requirements from standard color		○	

U型奶瓶机

U type series blow molding machine(For milk bottle)

模块Unit	功能配置Configuration and Function	标准配置 Standard configuration	备选配置 Optional configuration
插笔架 部分 Blow Pin Parts	插笔上下运动采用液压油缸驱动Blow pin up and down movement use hydraulic cylinder drive	●	
	上下运动导向采用线性导轨Up and down motion guide using linear guide rail	●	
	手动手轮左右调节插笔架，导柱导向Manual hand wheel to adjust the blow pin from left to right, guide of pillar	●	
	手动前后调节丝杆调节插笔架Manual hand wheel to adjust the blow pin from front to back	●	
	前调式插笔杆Pre-modulation blow pin	●	
	多插笔配气分水块Multi blow pin with air and water distributor	●	
	可拆卸式剪刀环Removable cutting ring	●	
	电动插笔架Electric blow pin		○
	侧打针装置Side inject blowing system		○
气循环插笔Air circulation blow pin		○	
切刀部分 Knife Parts	通用冷热共用切刀（横向）Universal hot and cold sharing knife (horizontal)	●	
	1-2千瓦热切刀变压器1-2 KW hot knife transformer	●	
	通用热切刀（前后）Universal hot knife (front and rear)	●	
	封口切刀Seal knife		○
	多模头特殊用冷切刀Multi-die head special cold knife		○
	冷切刀片Cold cutting blade		○
	进口热切刀片Imported hot cutting blade		○
电气控制 部分 Electrical Control Parts	SIEMENS S7-200控制系统SIEMENS S7-200 Control system	●	
	SIEMENS TP700彩色触摸屏SIEMENS TP700 Color Touch Screen	●	
	SIEMENS 交流接触器SIEMENS AC Contactor	●	
	安川变频器YASKAWA Inverter	●	
	CO-TRUST控温模块CO-TRUST Temperature Control Module	●	
	转速、位移、压力、流量、温度、时间参数设定、编辑、存取；Speed, displacement, pressure, flow, temperature and time parameters can be set, edited, accessed	●	
	100套模具工艺参数储存功能Receipt Data Storage of 100 Sets of Mould	●	
	故障报警、记录、自诊断功能；Malfunction Alarm, Malfunction Record, Malfunction Self-diagnose	●	
	输入、输出、动作状态、动作时间监控功能；Monitoring of Input, Output, Action State and Action Time	●	
	自动计算产量、自动复位功能；Output Auto-counting, Auto-reset	●	
	左右摆架自动平衡系统；Station auto-balanced system	●	
	一键恢复功能；Auto-reset	●	
	挤出机温度超高、超低保护；Protecting Extruder from Low Temperature and High Temperature	●	
	模具温度报警功能；Mould Temperature Alarm	●	
	油温超高报警功能；Oil High Temperature Alarm	●	
	中英文操作界面，多语种HMI Chinese and English operation screen, multilingual HMI	●	
	模咀调温器Die nozzle thermostat	●	
	模内贴标功能In-mold labeling program		○
	侧打针功能Side inject blowing system		○
	模具抽芯功能Mold pin moving system		○
	二次合模功能Secondary mold closing function		○
	西门子12吋显示屏SIEMENS 12 Inch Color Touch Screen		○
	模头防静电装置Die head static remover		○
	模咀用温控表控制Head nozzle controlled with temperature-controlled meter		○
	模咀用电脑控温Head nozzle use PLC temperature control		○
	液压100点壁厚控制系统100 points hydraulic parison control system		○
电动100点壁厚控制系统100 points servo parison control system		○	
其他语言操作界面Other language operation screen		○	
远程维护系统Remote maintenance system		○	
液压系统 部分 Hydraulic System Parts	油研液阀YUKEN Oil Valve	●	
	冷却器Cooler	●	
	管路过滤器In-line filter	●	
	液位计Level gauge	●	
	压力表Pressure Meter	●	

U型奶瓶机

U type series blow molding machine(For milk bottle)

模块Unit	功能配置Configuration and Function	标准配置 Standard configuration	备选配置 Optional configuration
液压系统 部分 Hydraulic System Parts	锁模油缸Clamp cylinder	●	
	扣压式软管总成Buckling hose assembly	●	
	油箱Oil tank	●	
	乐善伺服电机Leshan servo motor	●	
	汇川控制器INOVANCE Inverter	●	
	内啮合齿轮泵Internal gear pump	●	
	海特克双联叶片泵HIGH-TECH Double pump		○
	储能器Accumulator		○
	三相异步电机Three phase asynchronous motor		○
	液压抬头功能Hydraulic lifting head function		○
模具开合盖功能Mold stretching function		○	
气动系统 Pneumatic Parts	空气净化器Air cleaner	●	
	二联件Duplex-parts	●	
	标准气缸Standard air cylinder	●	
	安沃驰膜片式电磁换向阀Aventis electromagnetic reversing Valve	●	
	方大抬头气缸Die head elevating is from QGVD	●	
	节流阀Throttle valve	●	
	减压阀Relief Valve	●	
	快排阀Aerofluxus Valve	●	
	消音器Silencer	●	
	压力表Pressure Meter	●	
	PA管PA tube	●	
气循环快速换气系统Air circulation rapid ventilation system		○	
气体低温冷却系统（冰气机）Air cryogenic cooling system(Cooling machine)		○	
插笔用储气罐Blow pin use air compressor		○	
润滑系统 Lubrication System	自动油脂润滑泵Automatic grease lubrication pump	●	
	分配器Distributor	●	
	PA管PA tube	●	
	铜管Copper pipe		○
可供购买0号、00号锂基润滑脂Available to purchase 0#, 00# lithium grease		○	
冷却系统 Cooling System	两进两出1.5 镀锌管Two in two out 1.5 inch galvanized pipe	●	
	模具分水块Mold water distributor	●	
	涡流水流量计Vortex flowmeter		○
机械手 Robot hand	立式机械手Vertical robot hand		○
	二次定径功能secondary calibration system		○
	摆臂机械手Swing robot hand		○
除溢装置 Deflasher	平推式除溢装置Horizontal deflasher		○
	旋切式除溢装置Turing deflasher		○
	机内锣口机(左右) In-machine spin trimmer(Left&right)		○
	线上锣口机（单套）Online spin trimmer(One set)		○
模具一体式除溢装置Mold integrated deflasher		○	